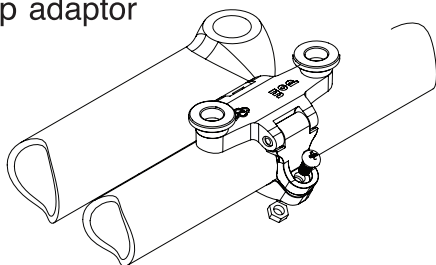
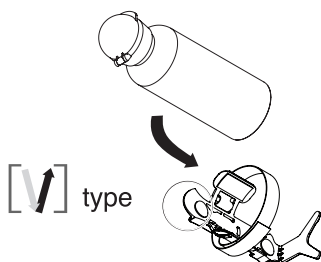




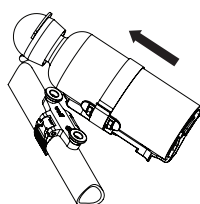
Install the monkii® clip adaptor



Install the monkii® cage

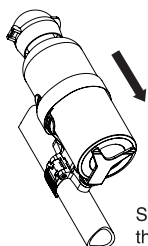


Fit the bottle into cage and tie the fastener first.

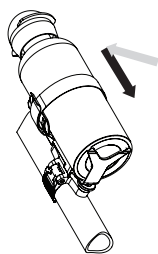


Side-in the head of the cage to the first cleat.

Original type



Simply pull down from the first cleat to the end.



Paralle the tube and pull down to the end.



騎乘時請勿操作

Do not operate while riding

最大荷重：1.5 公斤/公升

Maximum load: 1.5 Kg/L